



Technical regulations

INSTALLATION • FITTING OUT OF BOOTHS • DECORATION OF THE BOOTHS • SAFETY • REGULATIONS
PARC DES EXPOSITIONS DE RENNES-AÉROPORT - FRANCE

By submitting the application form, the exhibitor undertakes to comply with and ensure that his personnel and/or decorators and installers comply with all the clauses in the general rules as well as the regulations relating to decoration and safety.

If an exhibitor fails to comply with the safety or decoration rules, the organising committee will ask the exhibitor to modify his booth immediately. If the exhibitor refuses to do so, the organising committee reserves the right to carry out the modifications at the exhibitor's expense.

SETTING UP AND DISMANTLING OF BOOTHS

- A. SETTING UP OF BOOTHS - From 9 to 14 September 2025, from 8 a.m. to 7 p.m. In order to clean the exhibition centre, all booths must be set up by Monday, 14 September at 8 p.m. On Monday, 14 September, no vehicles will be allowed to enter the exhibition centre after 7 p.m.

- B. DISMANTLING OF BOOTHS - Thursday 17 September, end of the Show, at 7 p.m exhibitors may dismantle booths until 11:45 p.m. Authorised light vehicles of exhibitors may enter the exhibition centre at 9:00 p.m. Exhibitors and installers' heavy goods vehicles will not be allowed to enter the fairgrounds before Friday 18 September at 11:00 a.m. Exhibitors and installers' vehicles and trailers will not be allowed to enter the fairgrounds before Friday 18 September at 7:30 a.m. Equipment of the outdoor booths may be moved from Friday 18 September. On 19, 20 and 21 September, from 8 a.m. to 7 p.m., authorized vehicles may enter the exhibition centre. Unless otherwise agreed, all booths must have been taken down and the pitch restored to its original condition by 4 p.m. on 21 September. After that time, SPACE reserves the right to have any equipment or materials or bulky wastes left on site dismantled and removed at the exhibitor's expense.

- C. VEHICLE MOVEMENT AND PARKING - While the booths are being set up, no vehicles shall be allowed to enter the halls. Only lifting and handling equipment will be authorised to circulate in the various passageways, under the supervision of the exhibition administration.

Throughout the exhibition, no vehicles shall be admitted to the exhibition centre during opening hours, except for service vehicles.

The Organisers shall provide exhibitors with means of transport for the provision of supplies to the booths during the exhibition (Exhibitor's entrance-hall or booth).

No equipment or products, either for the booth or for display on the booth, may enter or leave the hall

without the authorisation of the Organisers, during the show.

REGULATIONS REGARDING DECORATION OF THE BOOTHS

Your booth decorator should be aware of this information.

- A. FLOORS, WALLS AND COLUMNS IN THE EXHIBITION HALLS AND OUTDOORS - Any damage to the exhibition halls (fixings, holes, paint, or markings) is strictly forbidden. Individual exhibition sites must be left as found. All waste (carpet, adhesive, etc.) must be removed. Any damage noted when the booths are dismantled will be charged to the exhibitor. (The exhibitor assumes liability for all sub-contractors, decorators and fitters).

- B. INSTALLATION OF BOOTHS AND DISPLAY OF EQUIPMENT IN EXHIBITION HALLS, STRUCTURES AND OUTDOORS - The equipment displayed should in no way inconvenience or disturb neighbouring booths. No equipment should extend beyond the limits of the booth area.

Loud or noisy machinery may be operated on condition that it does not disturb neighbouring booths.

Suppliers and/or installers of temporary structures that can be dismantled (excepted tents, marquees or structures) must comply with the order of 25 July 2022 relating to safety regulations and technical provisions applied to temporary structures that can be dismantled.

cf <https://www.legifrance.gouv.fr/jorf/id/JORFTEXT000046143966>

- C. HEIGHT IN EXHIBITION HALLS, STRUCTURES AND OUTDOORS - The maximum height for booths, including all structures, signs, flags, balloons, poles, self-supporting structures, lighting trusses, is 5 m from the ground.

If the display exceeds this height limit:

- A declaration providing a description of the products in question and their position on the booth must be submitted to the organisers before July 30.

- No element displaying the name of a product, manufacturer or exhibitor should be visible more than 5 m above floor level (e.g. silos or similar equipment).

- The partitions, decorations or panels next to neighbouring booths must be smooth, plain, melamine or with a wall covering that complies with current safety standards.

- The height of booth partitions is fixed at 2.5 metres.

- All or part of a partition or panel more than 2.50 m high must be set back 1.50 m from the dividing line inside exhibition halls.

- D. SIGNS IN EXHIBITION HALLS, STRUCTURES AND OUTDOORS - Signs should be no higher than 5 m, (measured from the floor of the building).

Flashing signs are not permitted.

Any sign within the booth display area must be positioned at least 1.5 m away from any partition walls inside exhibition halls (there is no minimum setback distance from the alley).

No signs of any shape or form may be attached to or hung from the framework.

- INNOV'SPACE: Only the signs of the present year can be displayed on the booths.

- E. LIGHTING IN EXHIBITION HALLS, STRUCTURES AND OUTDOORS

- Revolving lights are not permitted

- Flashing lights are not permitted

- The use of video projection is limited to the surface area of the booth. Any video projection on the walls, ceilings, or floor of a hall is prohibited.

- Permission for the use of lasers must be requested from the safety officer at least one month before the opening of the exhibition

- F. PUBLIC ADDRESS SYSTEM IN EXHIBITION HALLS, STRUCTURES AND OUTDOORS - Any installation of a public address system (especially H.F. microphones) must be submitted to SPACE before August 28, 2026. The characteristics of the considered installation will strictly have to be specified. No use of a public address system will be possible without previous definite authorization from SPACE.

- G. BOOTH FRONTAGE IN EXHIBITION HALLS

The opening must be as wide as possible. Partition walls along an alley must have 2 m wide openings every 3 m.

- H. DOUBLE TIER BOOTHS, HALLS, STRUCTURES, OUTDOORS

Exhibitors who wish to erect tiered booths on their sites must request building permission in advance, **by 19 June 2026 at the latest**, using the form that can be requested from SPACE.

As soon as they have received building permission, taking account of the booth area allocated, exhibitors should draw up the booth plans and will post it to SPACE who will check that they conform to the safety and decoration rules and give their approval. Detailed plans of both booths and tiers should be sent for approval at least two months before the opening of the Salon (i.e. before 15/07/2026), and must have a block plan and elevation with dimensions giving the heights of the partitions, and structure and details of the staircase as well as a perspective view of the booth. Any drawings not corresponding to this specification can-

not be approved. These projects should take account of the provisions in the articles relating to the heights and setbacks and the following rules:

1 - Height

The overall height of the structure and structural elements must not exceed 5 metres from the ground.

2 - Maximum loads

Operating loads should conform to NF P 06-001 depending on the usage.

Guardrails should conform to NF P 01-012 and NF P 90-500

3 - Tiers and staircases

Exhibitors must arrange for their booth to be checked by an approved body (like SOCOTEC, APAVE,...). The report from the approved body and assembly certificate (assembly certificate and tiered booth declaration attached) must be presented to the safety commission when requested, for authorisation to open the tier to the public.

The specifications that must be used for the construction of tiers and staircases will be provided by the approved inspection body you have selected.

Staircases must be at least 1.5 m from partitions adjoining the booth to avoid direct views over the neighbouring booth. If two staircases are required, these must be diametrically opposite.

4 - Covered booths - ceilings and solid false ceilings - extra high booths

If the area of these booths or premises exceeds 50m², each booth must have appropriate fire-fighting equipment, permanently attended by at least 1 fire safety officer while the general public is present.

5 - Ceilings

Tiers must not be covered with a solid ceiling or a shade.

6 - Setback

Every part of the additional level (mezzanine) of a booth (between 2.5 m and 5 m high) must be set back 1 m from the alleys and 1.5 m from any adjoining booth or structure inside exhibition halls. However, if adjoining booths are both constructed with an additional level, each one of the levels must be set back 2 m from its neighbour (minimum distance between two neighbouring upper levels = 4 m), to comply with the safety rules.

PARTICULAR SAFETY RULES TO PREVENT RISK OF FIRE AND PANIC IN ESTABLISHMENTS OPEN TO THE PUBLIC

A - GENERAL

The safety provisions set out in this document are designed exclusively to prevent the risk of fire and panic in establishments or places open to the public and in no way override regulations imposed on exhibitors with respect to the health and safety of workers in the places or spaces not open to the public. Exhibitors are solely and exclusively liable for the design, installations and equipment in these places and are responsible for ensuring that they conform in all respects to the requirements of the fire safety commission and to workplace health and safety regulations, which are the exclusive domains of the Direction de la Protection des Populations and Direction des Entreprises, de la Consommation, de la Concurrence, du Travail et de l'Emploi [Directorates for social cohesion, protection of the people, and businesses, consumption, competition, work and employment].

B - OBLIGATIONS OF EXHIBITORS AND THOSE HIRING BOOTHS

Exhibitors and those hiring booths must comply fully with the following conditions.

Booths must be fully set up for inspection by the fire safety officer. At each booth, the exhibitor or a quali-

fied representative must be present at the acceptance inspection which takes place on the day before the opening of the Salon. He must be able to provide the members of the safety commission and the fire safety officer with all information they require on the installations and materials, with the exception of those with the NF mark.

Exhibitors and those hiring booths with machinery or equipment in operation, motors or internal combustion engines, lasers or other dangerous products, must make a declaration to the organiser at least one month before the Salon is opened to the public. Only equipment that has been declared may be authorised for use (see paragraphs F and J).

The decisions of the safety officer and safety commission apply directly to exhibitors with immediate effect and exhibitors must take every measure to correct any nonconformities without delay.

Booths that are declared nonconforming by the fire safety officer may not be opened to the public. The organiser will not provide electricity and other supplies.

C - ATTACHING NOTICES TO STRUCTURES

Notices of any shape or form, including signs, may be not attached to the structures, electrical and gas conduits, ventilation, heating and smoke extraction ducts or in general on any existing equipment or pipework.

Hanging notices from the ceiling and structures in the exhibition is also prohibited throughout the Rennes Parc Expo.

D - MAXIMUM LOADS

The booths and fittings, including during installation (in particular weight of transport and lifting equipment) must conform to the maximum load for the floor of the exhibition halls.

The maximum load for all Rennes Parc Expo halls is 1,000 kg/m².

Transport and use of loads that exceed this limit are subject to an express, written, detailed request sent at least one month before the date when authorisation is required.

During handling, loads authorised over larger areas may be concentrated in small areas. The resultant deformation may seriously damage the floors, whatever the construction. Exhibitors or their representatives must ensure that loads are distributed appropriately, if necessary load spreading plates should be used under the lifting equipment.

E - SAFETY SIGNS AND ACCESS OF EMERGENCY SERVICES

No fittings (partitions, stretch or false ceilings) must obscure the visibility of exit signs and exits or signs and entrances for emergency services.

F - STRICTLY PROHIBITED EQUIPMENT, PRODUCTS AND GASES

The following are strictly prohibited within the confines of the exhibition halls :

- the distribution of samples or products containing inflammable gas
- balloons inflated using inflammable or toxic gas
- fireworks or explosive devices
- ethylene oxide, carbon disulphide, ether and acetone
- celluloid
- the storage and use of liquid hydrocarbons (LPG, etc)
- the use of flammable liquids, acetylene, oxygen, hydrogen or other gases with similar risks.

G - TEMPORARY COOKING AND WARMING INSTALLATIONS

Cooking and warming installations are prohibited throughout the Rennes exhibition area, with the exception of professional catering units approved by the organiser.

Under the terms of the safety regulations, the following are not considered to be cooking or warming equipment: equipment such as water baths and infrared lamps for keeping substances at a fixed temperature.

(Decision by the commission of 14 May 2009 - in derogation to article T 38-1 of the safety regulations)

H - PASSAGEWAYS AND EXITS

There should be no projections or clutter that reduce the width of the emergency exits below the minimum.

There should be no curtains across passageways and exits accessible to the public.

Signs with white text on a green background are exclusively for marking exits.

In no circumstances should decorative panels, advertising panels, etc. obscure the visibility of exit signs.

Large booths must be designed so that they do not hamper evacuation.

In the alleys, obstacles, such as hoses and cables, must be protected by appropriate safety covers.

While the exhibition is open to the public, passageways must be kept clear of all fittings, clutter and exhibits and all materials, equipment and vehicles of any type must be secured. Any such items found will be removed immediately at the offender's expense.

I - SETTING UP STRUCTURES AND TENTS IN THE OPEN AIR

Caravans are not permitted at the exhibition centre.

Tents and structures must comply with the following rules:

All tents and marquees must be able to withstand a wind speed of 100km/hour (art. CTS 3) and have a safety register for the structure certifying the wind resistance and a fire resistance classification of the tarpaulin in M2.

Tents < 16 m²: erected in accordance with the manufacturer's instructions and compulsory appropriate ballast - exhibitor agreement form to be returned to SPACE.

Tents from 16 to less than 50 m²: fire retardant outer, class M2 (or C-s3, d10) and certificate of correct erection completed by the exhibitor or by a competent person authorised by it.

Tents > 50 m²: erection, ground linkage and initial technical inspection certificate to be completed by the installer.

These documents will be sent with the confirmation of registration dossier and must be returned to SPACE by 13.00 Friday 12/09/2025 . **Otherwise, SPACE reserves the right to have the erection of exterior structures inspected at the exhibitor's expense. If any installation is found to be non-compliant, the organiser may be forced to insist that certain structures or tents are taken down.**

J - FITTINGS

Before use, materials must have a current fire classification certificate issued by an approved body or have the NF mark - fire classification issued by AFNOR.

The fire classification must be presented to the safety officer in the form of labels, reports or certificates in a french or english version with the classification M on Euroclasses.

Materials that are not classified may be fire-proofed.

FIRE-PROOFING. Coverings and materials which satisfy the safety requirements are sold by specialised retailers, who are obliged to supply the corresponding classification certificates.

For a copy of this list of retailers, contact: SECUROFEU - www.secuofeu.com. Fireproofing can give a normally highly or moderately flammable material the properties of an M2 type substance. This is achieved by spraying the article with a special liquid, applying a special paint or varnish by brush, or by dipping the item in a special bath.

Fireproofing can be carried out either by the decorators, who must then be able to provide full information concerning the treatment of the materials, or by a certified treatment company which provides the exhibitor with a standard format certificate on which are marked the type, surface and colour of the covering treated, the product used, the date of the treatment and the stamp and signature of the treatment operative. Details of certified treatment companies can be obtained from the Groupement Technique Français contre l'incendie 10 rue du débarcadère, 75 017 Paris. Tel: +33 (0)1 40 55 13 26 - www.gtffi.org - info@gtffi.org

NOTE: fireproofing can only be carried out on wood panels or natural fabrics, or those containing a high proportion of natural fibres. It is not possible on synthetic or plastic fabrics.

VERY IMPORTANT: Reports drawn up overseas will not be considered valid.

Only reports issued by certified French laboratories will be accepted.

1 - CEILINGS, FALSE CEILINGS and STRETCH CEILINGS

Internal fittings, such as ceilings, suspended ceilings, stretch ceilings, etc., must not obstruct smoke clearance systems.

Booths or areas with a ceiling, a false ceiling or stretch ceiling, as well as those with a tier or those which obstruct smoke clearance, smoke detection or automatic sprinkler systems must also fulfil the following conditions :

- be less than 300 m² in area
- be at least 4 m apart
- have a ceiling and false ceiling area that is no more than 10% of their total area.

A booth or area may only have one tier. The tier must not have a solid or stretch ceiling.

If the area of these booths or areas exceeds 50 m², each must have appropriate fire extinguishing means, with at least one fire safety officer in attendance for the whole of the time that the establishment is open to the public.

2 - BOOTHS

French class M3 materials must be used for the construction and fittings of the booths, in particular the partitions and framework, in accordance with the provisions of article AM15. This provision does not apply to ordinary furniture which is not subject to fire resistance requirements. (tables - side tables - lamps - settees - benches and seats, etc.)

The coverings, whether horizontal or not, of the podiums, platforms and tiered seating, over 0.30 m in height and with a total area of over 20 m², may be in M3 materials. If their total area is equal to or less than 20 m², these coverings may be in French class M4 materials.

The materials on exhibition may be presented on the booths without any fire resistance requirements. However, if these materials are used to decorate the partitions or false ceilings, and if they account for more than 20% of the total area of these surfaces, they must be class M3.

If a tent or marquee or structure is erected in an exhibition hall, this must conform to the provisions of articles CTS 1 to CTS 37, with the exception of article CTS 5. The structure must be installed so that its environment does not reduce the level of safety.

3 - STRETCH CEILINGS

Given the temporary nature of the event, horizontal or vertical stretch ceilings may be used for the period of the event (subject to the provisions of articles I-1 and I-2). They must have an adequate number of attachment systems or strong safety frameworks to prevent them falling while the public is being evacuated. They must be in French class M1 materials.

4 - FLOOR COVERINGS

Floor coverings must be in at least French class M4 and firmly fixed. Double sided polypropylene tape less than or equal to 2.5 cm wide may be used.

5 - DECORATIONS

The use of signs or advertising panels in white letters on a green background is strictly prohibited as these colours are reserved for indicating exits and emergency exits.

6 - DRAPES, DOOR HANGINGS, CURTAINS AND NET CURTAINS

There must be no drapes, door hangings, curtains and net curtains in front of openings (emergency exits, alleys, booth exits, etc).

The materials used for drapes, door hangings, curtains and net curtains must be French class M2.

7 - STAGE AND PLATFORM CURTAINS

Stage and platform curtains must be French class M1 materials, regardless of the area of the stages or platforms.

8 - RAISED FLOORS

All raised floors must have a framework made of French class M1 or M3 materials (see fire resistance classification table) and be jointed. The under surface must not have any deposit of combustible materials, and the under floor space must be surrounded by a wall in M3 materials with inspection hatches to prevent access and use by the public.

The operating loads are specified in NF P 06-001.

9 - ROWS OF SEATS

Rows of seats must be set up in accordance with the following provisions:

- the seat structure must be in French class M3 materials
- seat padding must be in French class M4 materials and be fully enclosed by a cover in French class M2 materials
- each row must have no more than sixteen seats between two passageways or eight seats between one passageway and a wall.

One of the following provisions should also apply:

- each seat is fixed to the floor
- the seats are fastened together and each row is fixed to the floor or the walls
- the seats are fastened together and each row is connected rigidly to adjoining rows to form blocks that are difficult to knock over or move

10 - FLORAL DECORATIONS

The number of artificial floral decorations should be limited: they should be made of French class M2 materials. The same applies to artificial plants and trees more than 1.70 m high, which must also be out of reach of the public.

11 - FURNITURE

There are no special fire safety requirements regarding ordinary furniture (see ARTICLE J-2)

However, filing cabinets, counters, shelves, etc. should be made from French class M3 materials or those rendered such by fire-proofing treatment. (Fire-proofing see article I)

12 - ELECTRICITY: HALLS, STRUCTURES, OUTDOORS

The equipment for each booth must be installed by persons who are particularly aware of the specific risks of the event and who are qualified to design and carry out the installation in accordance with the regulations.

Installations added by users of tents and marquees (type CTS) must be inspected by an approved person or body before the exhibition is opened to the public.

Electrical installations. Electrical installations on each booth must be protected from excess voltage and earth

faults. All metal items must be connected and then connected to the earth terminal at the booth mains connection box. All electrical connections must be made inside the junction box. The electrical shut-off devices must be accessible to booth personnel at all times.

Electrical equipment. All electrical equipment must comply with French or European standards.

Electrical cables. Electrical cables must be insulated for a minimum voltage of 500 volts, which means in particular that the H-03-VHH (scindex) cable cannot be used. Only cables with individually insulated wires, encased in a single protective sheath should be used.

Wires. The use of wires with a cross-section of less than 1.5mm² is forbidden.

Multiple socket adapters. Only multiple socket adapters set in a fixed base (cast multiple adapter blocks) are permitted.

K - SPECIAL PROVISIONS FOR CERTAIN PRESENTATIONS

All the equipment must be stable to prevent any risk of falling. All safety measures must have been completed before the safety inspection. A suitably qualified person must be present on the booth during this inspection. Machinery may not be operated or presented in operating order unless a qualified person is present on the booth. All presentations and demonstrations are carried out under the responsibility of the exhibitor.

For:

EQUIPMENT OR APPLIANCES IN OPERATION. Each machine presented at the Show must have been previously declared to the Show safety officer at least one month before the opening of the event. Only equipment that have been declared may be authorised. The electricity supply will be cut off, at the expense of the exhibitor concerned, to any booth where machinery is being operated presents a danger to the public and when no measures have been taken to eliminate such danger.

OPERATION OF FIXED MACHINERY. Fixed machinery that is operated on the booth as part of the exhibition must include either some form of protective screen or casing, fixed and specially adapted to the equipment, that protects the public from any dangerous parts, or be positioned so that all dangerous features are out of reach of the spectators and at least 1m away from the passageways.

OPERATION OF MOVING MACHINERY. In the case of moving machinery, an area must be cordoned off to ensure spectators are at least 1m away from the equipment at all times. This distance may be increased according to the nature and characteristics of the equipment concerned. These regulations apply to all booths, including outdoor booths.

MACHINERY WITH HYDRAULIC ACTUATORS. If machinery with hydraulic actuators is displayed on the booth in a fixed, elevated position, the hydraulic safety devices must be complemented by a mechanical device to guard against any accidental lowering.

L - EXHIBITION OF AUTOMOTIVE VEHICLES INSIDE THE HALLS

The fuel tanks of all stationary vehicles on display must be empty or fitted with a locked fuel cap. The accumulator battery connections must be either inaccessible or disconnected.

M - EMERGENCY EQUIPMENT

Equipment for emergencies must be visible at all times. Access to the various items (fire hydrants, emergency telephones, extinguishers) must be kept clear.

N - CLEANING INSTRUCTIONS

It is strictly forbidden to leave packing materials, wood, straw, cardboard, etc. in the exhibition areas, on the booths or in any access. Booths must be cleaned regularly (daily) to remove dust and all other waste. All waste from cleaning and sweeping must be removed every day, before the opening of the exhibition to the public, using the waste sorting bins provided (paper, glass, packaging)

SAFETY RULES

A safety officer, appointed by the Organising Committee, is available to provide information on the measures to be applied.

CONTACT www.isisexpert.com/Space2026/
(fire security section)

FIRE CLASSIFICATION OF MATERIALS - INTERNAL FITTINGS - DECORATION - CURTAINS - NET CURTAINS - LARGE FURNITURE - MAIN FITTINGS - FLOORS OF SUPERSTRUCTURES

Articles T21 à T24

Ordinary furniture is not subject to fire classifications (Tables - side tables - lamps - settees - benches and seats, etc.)

The order of 21 November 2002 relating to fire resistance of furnishing materials uses French M classes.

Proof required - either a product certificate or a classification report or a fire-proofing certificate.

FITTING	FRENCH FIRE CLASS
General fittings	M3
Partitions and framework of the booth	M3
Large artificial floral decoration	M2
Coverings of podium, platforms and tiered seating	Height more than 0.30 m, area more than 20m ² - M3 Area less than 20m ² - M4
Decoration of partitions and ceilings more than 20%	M3
Stretch ceiling	M1 + attachment system
Partial partition	M3 - mechanical stable - withstand pushing
Stage or platform curtain	M1

FITTING	FRENCH FIRE CLASS
Drapes, curtains, net curtains	M2
Floor covering	M4
Large furniture, main fittings	M3
Floor of superstructure less than 100m ²	M3
Floor of superstructure more than 100m ²	M1
Rows of seats	Structure M3 - padding M4+ cover M2
Christmas tree decorations	M4 (no candles or naked flames)
Booth with radioactive substances	Partition, framework and decoration M1

STANDARD CLASSES FOR WOODEN MATERIALS

PRODUCTS AND MATERIALS	THICKNESS	STANDARD FRENCH CLASS
Solid hardwood	14 mm and over	M3
	Up to 14 mm	M4
Solid softwood	18 mm and over	M3
	Up to 18 mm	M4
Panels in wood derivatives (plywood, sandwich panels, chipboard, wood fibre panels)	18 mm and over	M3
	Up to 18 mm	M4
High pressure laminate panels	Up to 18 mm	M3


NEW EUROPEAN CLASSIFICATION EUROCLASSES (ACCEPTED IN PLACE OF FRENCH M CLASSES)

CONSTRUCTION MATERIALS (OTHER THAN FLOORS)				FLOORS		
As defined in EN 13501-1		French M class		As defined in EN 13501-1		French M class
A1	-	-	Incombustible	A1 fl	-	Incombustible
A2	s1	d0	M0	A2 fl	s1	M0
A2	s1	d1	M1	A2 fl	s2	M3
A2	s2 s3	d0 d1		B fl	s1 s2	
B	s1 s2 s3	d0 d1		C fl		
C	s1 s2 s3	d0 d1	M2	D fl	s1 s2	M4
D	s1 s2 s3	d0 d1	M3 M4 (no dripping)	M0 - incombustible M1 - non flammable M2 - low flammability M3 - moderately flammable M4 - flammable		
All categories except E-d2 and F				M4		

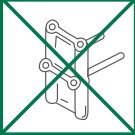
ELECTRICAL INSTALLATIONS

BARRED

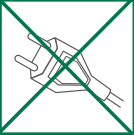
scindex type electrical cable




three-point adapter



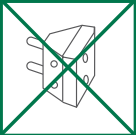
plug




adapter




adapter



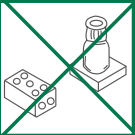
porcelain plug




extension reel or cable



terminal

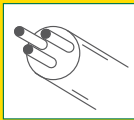


connecting block




AUTHORISED

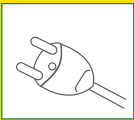
three-core cable



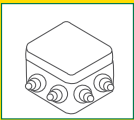
junction plug



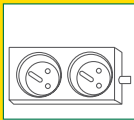
earthed plug



junction box



earthed adapter



earthed plug

