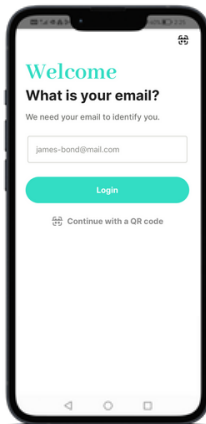


1. DOWNLOAD LUXEPACK KEEPTACK

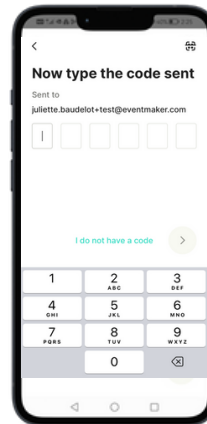


2. LOG IN:

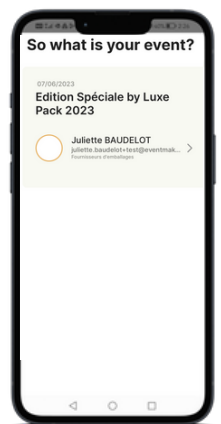
Enter the email address used to create your badge



Enter the verification code received by email

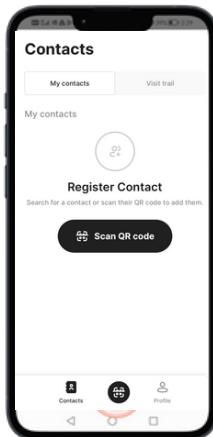


Select Edition Spéciale by Luxe Pack 2023



3. SCAN VISITOR BADGES:

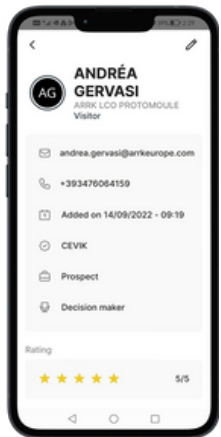
Press the scan button



Scan the QR Code on the badge

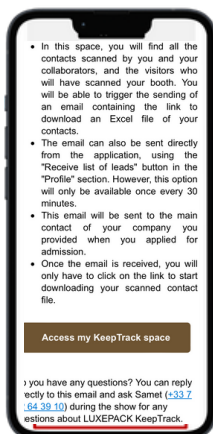


Rate your contact and add comments

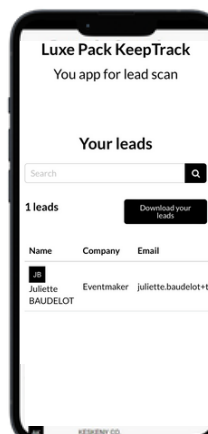


4. DOWNLOAD YOUR CONTACTS LIST:

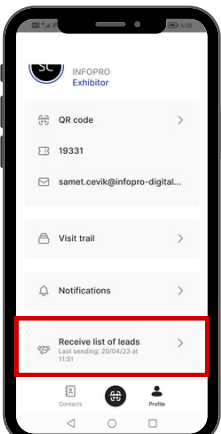
Click on the link in the email you received before the show



On the web page that opens, click on "Upload your contact list". An email will be sent to your booth's main contact.



You can also trigger the sending of the e-mail in the application. (Available every 30 minutes)



NEED HELP?

CONTACT SAMET: +33 7 62 64 39 10